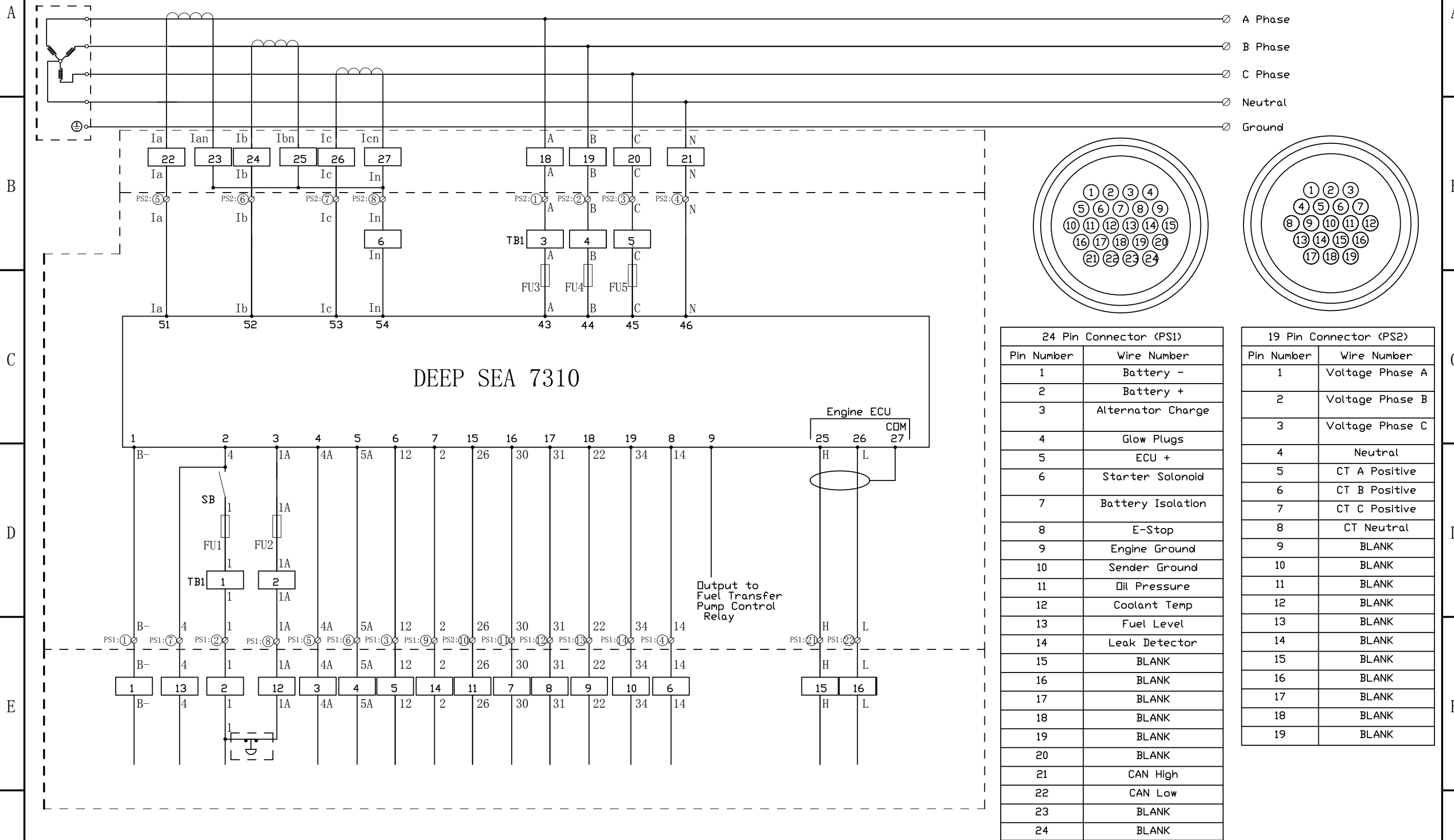

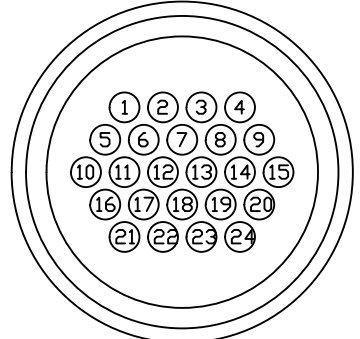


GENERATOR



- ⊗ A Phase
- ⊗ B Phase
- ⊗ C Phase
- ⊗ Neutral
- ⊗ Ground



24 Pin Connector (PS1)	
Pin Number	Wire Number
1	Battery -
2	Battery +
3	Alternator Charge
4	Glow Plugs
5	ECU +
6	Starter Solenoid
7	Battery Isolation
8	E-Stop
9	Engine Ground
10	Sender Ground
11	Oil Pressure
12	Coolant Temp
13	Fuel Level
14	Leak Detector
15	BLANK
16	BLANK
17	BLANK
18	BLANK
19	BLANK
20	BLANK
21	CAN High
22	CAN Low
23	BLANK
24	BLANK

19 Pin Connector (PS2)	
Pin Number	Wire Number
1	Voltage Phase A
2	Voltage Phase B
3	Voltage Phase C
4	Neutral
5	CT A Positive
6	CT B Positive
7	CT C Positive
8	CT Neutral
9	BLANK
10	BLANK
11	BLANK
12	BLANK
13	BLANK
14	BLANK
15	BLANK
16	BLANK
17	BLANK
18	BLANK
19	BLANK

DEEP SEA 7310

Engine ECU
COM
27

Output to
Fuel Transfer
Pump Control
Relay

NAME	DESCRIPTION
FU1	20 AMP FUSE
FU2	30 AMP FUSE
FU3	2 AMP FUSE
FU4	2 AMP FUSE
FU5	2 AMP FUSE

DEEP SEA 7310
GENSET CONTROL BOX

Title
GENSET WIRING

Designed by	Checked by	Approved by-date	Date
			Page
			1 1